
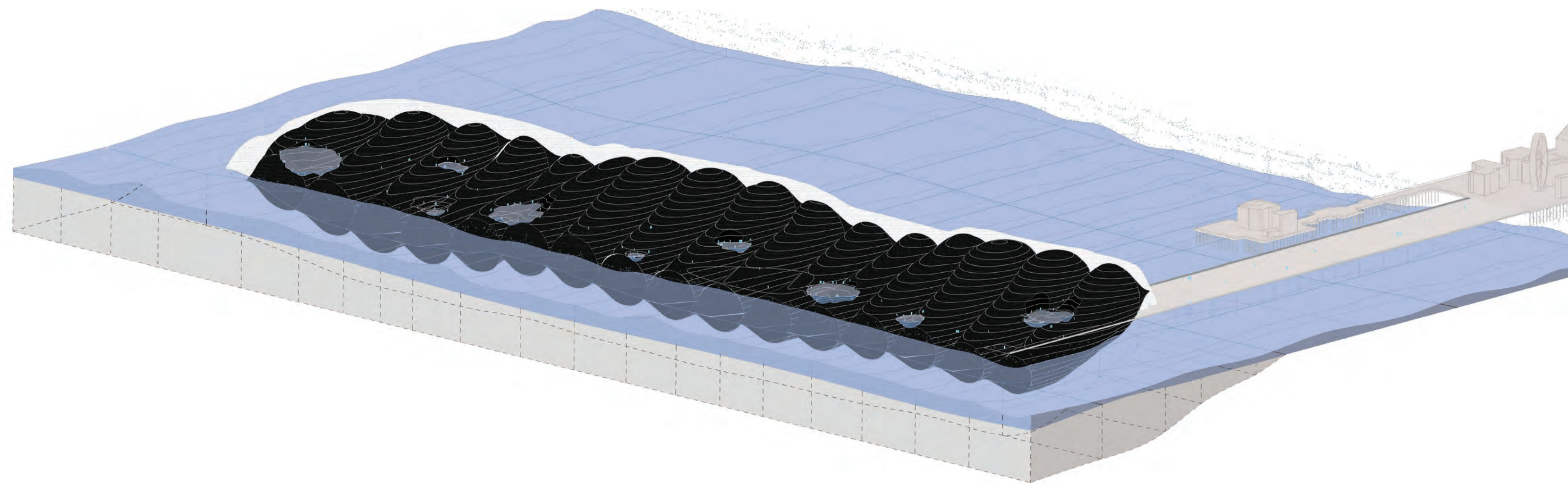


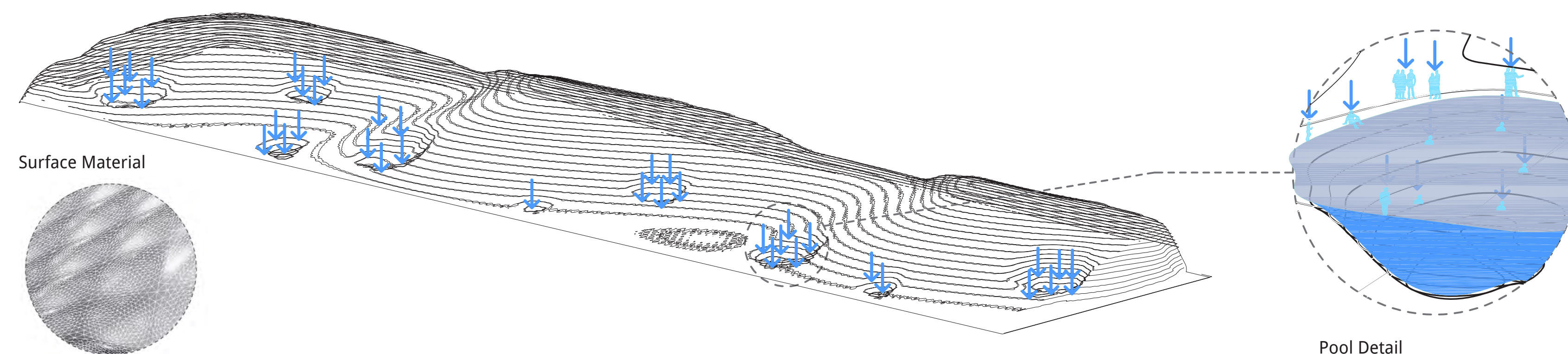
03 DEW DROP




01. Dew Drop Artificial Topography Plan. 660 meters large.



02. Dew Drop Artificial Topography Axonometric View



03. Dew Drop Artificial Topography Axonometric View



04. Transversal Section of Dew Drop.

ENVIRONMENTAL IMPACT SUMMARY

The project's design aims the best integration with the Santa Monica bay. It simulates a natural topography that can be assimilated as part of the natural scenery. The backlit vision of the topography would produce a dark mass similar to the natural ones, and a situation of direct illumination would foster its transparency blurring its color with the sea.

In addition, the 600 meters that separate it from the beach shore, minimizes considerably its presence, becoming a small glare in the horizon that attracts the attention of the pedestrian.